


# SPOON HEWING from a LOG.

## ESSENTIALS

- make many parallel cuts perpendicular to the grain, keep them shallow, then remove the waste.
- Keep the log between the hatchet, and your hand.

① START WITH GREEN WOOD



\* BOW SAWS  
WORK  
WELL

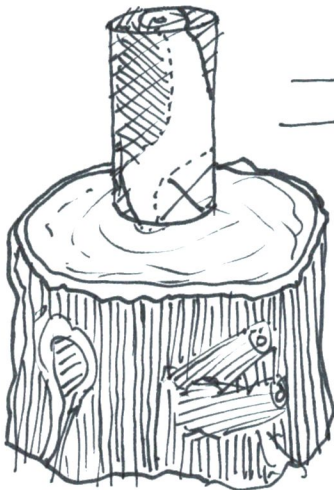
②



GET A GOOD  
HATCHET.

SHARP  
TOOLS  
are  
SAFE  
TOOLS

③ SET UP TO CUT



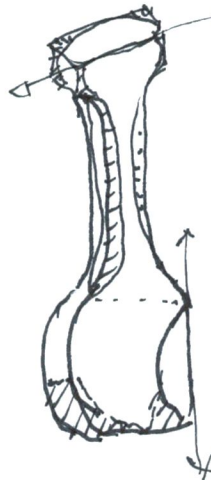
④ BASIC CUTS



⑤ TRIM SIDES



⑥ DEFINE  
THE  
BOWL;  
CHAMFER  
EDGES



READY  
TO  
CARVE!

-N. Compton